

## Catalog No. BMR 00327

### Mouse monoclonal antibody **Anti-Human BCAS3**

#### ■ Formulation

Mouse monoclonal anti-human **BCAS3** antibody in PBS (3.0 mM KCl, 1.5 mM KH<sub>2</sub>PO<sub>4</sub>, 140 mM NaCl, 8.0 mM Na<sub>2</sub>HPO<sub>4</sub> (pH 7.4)) containing 1% bovine serum albumin (BSA) and 0.05% sodium azide (NaN<sub>3</sub>).

#### ■ Antibody concentration

100 µg/ml (1.0 ml)

#### ■ Storage

Store at 2-8°C for up to one year.  
We recommend storing at -20°C for long-term storage.  
Avoid repeat freezing and thawing cycles.

#### ■ Preparation

This antibody was purified using protein G column chromatography from culture supernatant of hybridoma cultured in a medium containing bovine IgG-depleted (approximately 95%) fetal bovine serum.

#### ■ Sterility

Filtered through a 0.22 µm membrane.

#### ■ Applications

Please visit our website at <http://www.biomatrix.co.jp/>.

#### ■ Disposal

This antibody solution contains sodium azide (NaN<sub>3</sub>) as a preservative. There is a potential hazard that NaN<sub>3</sub> reacts with copper or lead to produce an explosive compound. For safe disposal, the vial has to be washed thoroughly with water.

#### ■ Safety warnings and precautions

Caution must be taken to avoid contact with skin or eyes. In such a case, rinse thoroughly at once with water. Do not ingest, inhale, or swallow. Seek medical attention immediately.

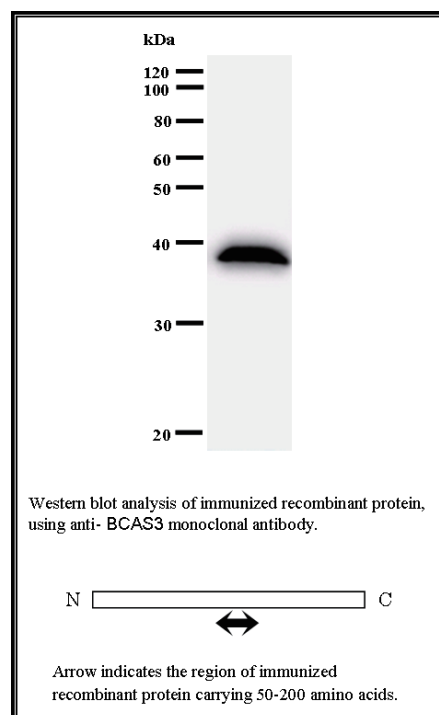
Wear appropriate protective clothing such as laboratory overalls, safety glasses and gloves.

It is strongly advised that this product should be handled by people who have been well trained in laboratory techniques and that it is handled with care pursuant to the principles of good laboratory practice.

All chemicals are deemed potentially harmful.

The vial is prone to fall over. Use caution, especially when the lid is off.

Lot No. **2066C2a-1**  
Clone No. **2066C2a**  
Antibody class : **IgG1**  
Immunogen : **Recombinant**



FOR RESEARCH USE ONLY, NOT FOR USE IN DIAGNOSTIC PROCEDURES.

manufactured by BMR

Catalog No. **BMR00327**

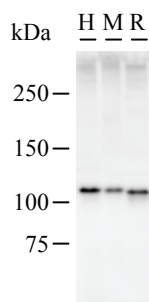
**Mouse monoclonal antibody**

**Anti-Human BCAS3**

■ **Recommended condition**

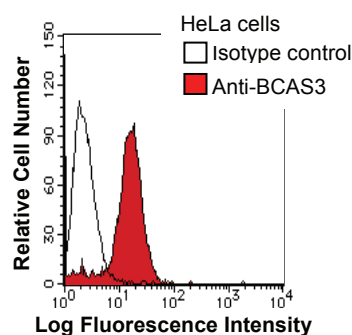
WB: 0.2-2 µg/ml    FC: 0.5-2 µg/sample    ICC: 2-100 µg/ml

■ **Application**

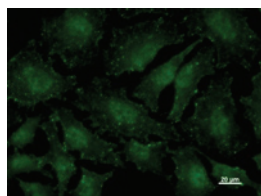


Detection of BCAS3 by Western blot.  
Samples: Whole cell lysate from human HeLa (H, 50 µg), mouse NIH3T3 (M, 50 µg) and rat F2408 (R, 50 µg) cells. [Lot No. 2066C2a-1]

Predicted molecular weight: 99 kDa



HeLa cells were fixed in 2% paraformaldehyde/PBS and then permeabilized in 90% methanol. Cells were stained with anti-BCAS3 mAb (shaded) or isotype control (unshaded) followed by Alexa Fluor® 488-conjugated goat anti-mouse IgG. [Lot No. 2066C2a-1]



Immunostaining analysis in HeLa cells. HeLa cells were fixed with 4% paraformaldehyde and permeabilized with 0.1% Triton X-100 in PBS. The cells were immunostained with anti-BCAS3 mAb. [Lot No. 2066C2a-1]