

Catalog No. BMR 00347

Mouse monoclonal antibody **Anti-Human ARID2**

■ Formulation

Mouse monoclonal anti-human **ARID2** antibody in PBS (3.0 mM KCl, 1.5 mM KH₂PO₄, 140 mM NaCl, 8.0 mM Na₂HPO₄ (pH 7.4)) containing 1% bovine serum albumin (BSA) and 0.05% sodium azide (NaN₃).

■ Antibody concentration

100 µg/ml (1.0 ml)

■ Storage

Store at 2-8°C for up to one year.
We recommend storing at -20°C for long-term storage.
Avoid repeat freezing and thawing cycles.

■ Preparation

This antibody was purified using protein G column chromatography from culture supernatant of hybridoma cultured in a medium containing bovine IgG-depleted (approximately 95%) fetal bovine serum.

■ Sterility

Filtered through a 0.22 µm membrane.

■ Applications

Please visit our website at <http://www.biomatrix.co.jp/>.

■ Disposal

This antibody solution contains sodium azide (NaN₃) as a preservative. There is a potential hazard that NaN₃ reacts with copper or lead to produce an explosive compound. For safe disposal, the vial has to be washed thoroughly with water.

■ Safety warnings and precautions

Caution must be taken to avoid contact with skin or eyes. In such a case, rinse thoroughly at once with water. Do not ingest, inhale, or swallow. Seek medical attention immediately.


Wear appropriate protective clothing such as laboratory overalls, safety glasses and gloves.

It is strongly advised that this product should be handled by people who have been well trained in laboratory techniques and that it is handled with care pursuant to the principles of good laboratory practice.

All chemicals are deemed potentially harmful.

The vial is prone to fall over. Use caution, especially when the lid is off.

Lot No. **2036C1a-1**
Clone No. **2036C1a**
Antibody class : **IgG1**
Immunogen : **Recombinant**



FOR RESEARCH USE ONLY, NOT FOR USE IN DIAGNOSTIC PROCEDURES.

manufactured by BMR

Catalog No. **BMR00347**

Mouse monoclonal antibody Anti-Human ARID2


■ Background

Involved in transcriptional activation and repression of select genes by chromatin remodeling (alteration of DNA-nucleosome topology). Required for the stability of the SWI/SNF chromatin remodeling complex SWI/SNF-B (PBAF). May be involved in targeting the complex to different genes. [UniProtKB Function]

■ Recommended condition

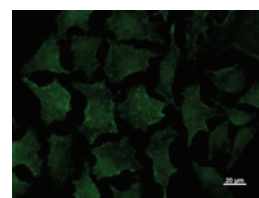
WB: 0.2-2 µg/ml ICC: 2-100 µg/ml

■ Application



Detection of ARID2 by Western blot.
Samples: Whole cell lysate from human HeLa (H, 50 µg), mouse NIH3T3 (M, 50 µg) and rat F2408 (R, 50 µg) cells. [Lot No. 2036C1a-1]

Predicted molecular weight: 197 kDa



Immunostaining analysis in HeLa cells. HeLa cells were fixed with 4% paraformaldehyde and permeabilized with 0.1% Triton X-100 in PBS. The cells were immunostained with anti-ARID2 mAb. [Lot No. 2036C1a-1]