

Catalog No. BMR 00405

Mouse monoclonal antibody

Anti-Human **DDB2**

■ Formulation

Mouse monoclonal anti-human **DDB2** antibody in PBS (3.0 mM KCl, 1.5 mM KH₂PO₄, 140 mM NaCl, 8.0 mM Na₂HPO₄ (pH 7.4)) containing 1% bovine serum albumin (BSA) and 0.05% sodium azide (NaN₃).

■ Antibody concentration

100 µg/ml (1.0 ml)

■ Storage

Store at 2-8°C for up to one year.
We recommend storing at -20°C for long-term storage.
Avoid repeat freezing and thawing cycles.

■ Preparation

This antibody was purified using protein G column chromatography from culture supernatant of hybridoma cultured in a medium containing bovine IgG-depleted (approximately 95%) fetal bovine serum.

■ Sterility

Filtered through a 0.22 µm membrane.

■ Applications

Please visit our website at <http://www.biomatrix.co.jp/>.

■ Disposal

This antibody solution contains sodium azide (NaN₃) as a preservative. There is a potential hazard that NaN₃ reacts with copper or lead to produce an explosive compound. For safe disposal, the vial has to be washed thoroughly with water.

■ Safety warnings and precautions

Caution must be taken to avoid contact with skin or eyes. In such a case, rinse thoroughly at once with water. Do not ingest, inhale, or swallow. Seek medical attention immediately.

Wear appropriate protective clothing such as laboratory overalls, safety glasses and gloves.

It is strongly advised that this product should be handled by people who have been well trained in laboratory techniques and that it is handled with care pursuant to the principles of good laboratory practice.

All chemicals are deemed potentially harmful.

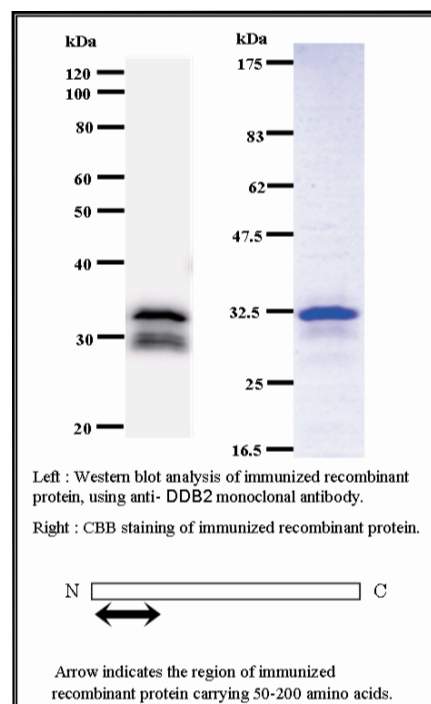
The vial is prone to fall over. Use caution, especially when the lid is off.

Lot No. **2246C4a-1**

Clone No. **2246C4a**

Antibody class : **IgG1**

Immunogen : **Recombinant**



FOR RESEARCH USE ONLY, NOT FOR USE IN DIAGNOSTIC PROCEDURES.

manufactured by BMR

Catalog No. **BMR00405**

Mouse monoclonal antibody Anti-Human DDB2

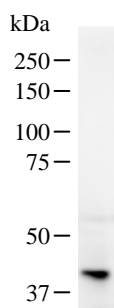
■ **Background**

Plays a role in DNA repair by forming with DDB1 the UV-damaged DNA-binding protein complex (UV-DDB). Binds to pyrimidine dimers. Component of the RBX1-CUL4-DDB2 ubiquitin ligase. Required for histone H3 and histone H4 ubiquitination in response to ultraviolet and may be important for subsequent DNA repair. [UniProtKB Function]

■ **Recommended condition**

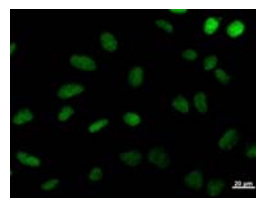
WB: 0.2-2 µg/ml ICC: 2-100 µg/ml

■ **Application**



Detection of human DDB2 by Western blot.
Samples: Whole cell lysate (25 µg) from HeLa cells. [Lot No. 2246C4a-1]

Predicted molecular weight: 47 kDa



Immunostaining analysis in HeLa cells. HeLa cells were fixed with 4% paraformaldehyde and permeabilized with 0.1% Triton X-100 in PBS. The cells were immunostained with anti-DDB2 mAb. [Lot No. 2246C4a-1]