

Catalog No. BMR 00431

Mouse monoclonal antibody **Anti-Human RUVBL1**

■ Formulation

Mouse monoclonal anti-human **RUVBL1** antibody in PBS (3.0 mM KCl, 1.5 mM KH₂PO₄, 140 mM NaCl, 8.0 mM Na₂HPO₄ (pH 7.4)) containing 1% bovine serum albumin (BSA) and 0.05% sodium azide (NaN₃).

■ Antibody concentration

100 µg/ml (1.0 ml)

■ Storage

Store at 2-8°C for up to one year.
We recommend storing at -20°C for long-term storage.
Avoid repeat freezing and thawing cycles.

■ Preparation

This antibody was purified using protein G column chromatography from culture supernatant of hybridoma cultured in a medium containing bovine IgG-depleted (approximately 95%) fetal bovine serum.

■ Sterility

Filtered through a 0.22 µm membrane.

■ Applications

Please visit our website at <http://www.biomatrix.co.jp/>.

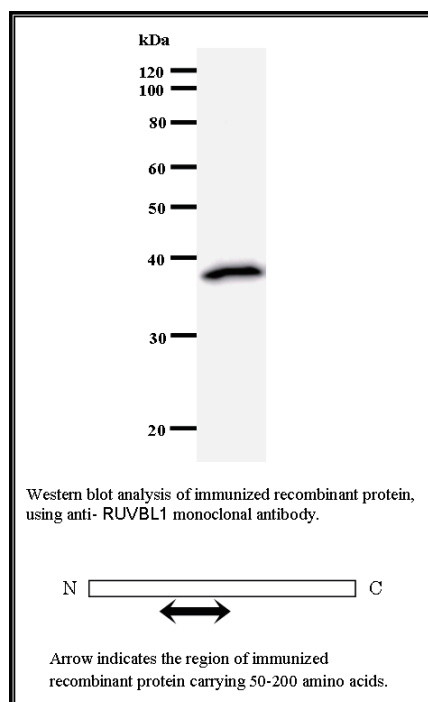
■ Disposal

This antibody solution contains sodium azide (NaN₃) as a preservative. There is a potential hazard that NaN₃ reacts with copper or lead to produce an explosive compound. For safe disposal, the vial has to be washed thoroughly with water.

■ Safety warnings and precautions

Caution must be taken to avoid contact with skin or eyes. In such a case, rinse thoroughly at once with water. Do not ingest, inhale, or swallow. Seek medical attention immediately.
Wear appropriate protective clothing such as laboratory overalls, safety glasses and gloves.
It is strongly advised that this product should be handled by people who have been well trained in laboratory techniques and that it is handled with care pursuant to the principles of good laboratory practice. All chemicals are deemed potentially harmful.
The vial is prone to fall over. Use caution, especially when the lid is off.

Lot No. **2943C1a-1**
Clone No. **2943C1a**
Antibody class : **IgG2b**
Immunogen : **Recombinant**



FOR RESEARCH USE ONLY, NOT FOR USE IN DIAGNOSTIC PROCEDURES.

manufactured by BMR

Catalog No. **BMR00431**

Mouse monoclonal antibody Anti-Human RUVBL1

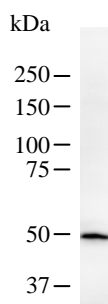
Background

Possesses single-stranded DNA-stimulated ATPase and ATP-dependent DNA helicase (3' to 5') activity. Component of the NuA4 histone acetyltransferase complex which is involved in transcriptional activation of select genes principally by acetylation of nucleosomal histone H4 and H2A. This modification may both alter nucleosome - DNA interactions and promote interaction of the modified histones with other proteins which positively regulate transcription. This complex may be required for the activation of transcriptional programs associated with oncogene and proto-oncogene mediated growth induction, tumor suppressor mediated growth arrest and replicative senescence, apoptosis, and DNA repair. The NuA4 complex ATPase and helicase activities seem to be, at least in part, contributed by the association of RUVBL1 and RUVBL2 with EP400. NuA4 may also play a direct role in DNA repair when recruited to sites of DNA damage. RUVBL1 plays an essential role in oncogenic transformation by MYC and also modulates transcriptional activation by the LEF1/TCF1-CTNNB1 complex. [UniProtKB Function]

Recommended condition

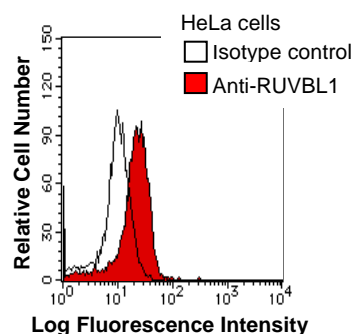
WB: 0.2-2 µg/ml FC: 0.5-2 µg/sample ICC: 2-100 µg/ml

Application

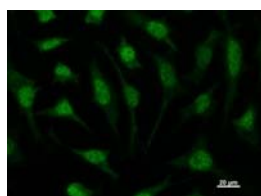


Detection of human RUVBL1 by Western blot.
 Samples: Whole cell lysate (50 µg) from HT-1080 cells.
 [Lot No. 2943C1a-1]

Predicted molecular weight: 50 kDa



HeLa cells were fixed in 2% paraformaldehyde/PBS and then permeabilized in 90% methanol. Cells were stained with anti-RUVBL1 mAb (shaded) or isotype control (unshaded) followed by Alexa Fluor® 488-conjugated goat anti-mouse IgG. [Lot No. 2943C1a-1]



Immunostaining analysis in HeLa cells. HeLa cells were fixed with 4% paraformaldehyde and permeabilized with 0.1% Triton X-100 in PBS. The cells were immunostained with anti-RUVBL1 mAb. [Lot No. 2943C1a-1]